






Revenue	All Funds FY23	All Funds FY22	% Incr/(Decr)	Educational	Operations/ Maintenance	Debt Service	Transportation	Municipal Retirement	Capital Projects	Working Cash	Fire Prev. / Safety
Local Sources	247,993,274	248,677,415	(0%)	194,374,781	34,416,636	-	9,124,746	8,216,948	-	1,860,164	-
State Sources	17,141,071	16,918,490	1%	12,988,129	-	-	4,152,942	-	-	-	-



CONSENT AGENDA ITEM

TOWNSHIP HIGH SCHOOL DISTRICT 211
GOVERNMENTAL FUNDS

AS OF APRIL 30, 2023

(WITH COMPARATIVE TOTALS AS OF APRIL 30, 2022)
(CASH BASIS - UNAUDITED)

Current Assets	All Funds	All Funds	% Incr/(Decr)	Educational	Operations/ Maintenance	Debt Service	Transportation	Municipal Retirement	Capital Projects	Working Cash	Fire Prev. / Safety
	4/30/2023	4/30/2022									
Cash & Investments	216,520,206	215,154,554	1%	136,356,276	54,228,932	-	10,411,078	8,389,895	-	7,134,025	-
Petty Cash	29,700	29,700	0%	29,700	-	-	-	-	-	-	-
Vocational Projects for Resale	2,772,298	2,258,028	23%	2,772,298	-	-	-	-	-	-	-
Deposits on Account	224,210	204,619	10%	224,210	-	-	-	-	-	-	-
Total Current Assets:	219,546,414	217,646,901	1%	139,382,484	54,228,932	-	10,411,078	8,389,895	-	7,134,025	-
Liabilities/Fund Balance											
Accounts Payable	6,372,865	3,250,862	0%	6,319,405	(94,686)	-	(178,963)	327,109	-	-	-
Fund Balance	213,173,549	214,396,039	(1%)	133,063,079	54,323,619	-	10,590,040	8,062,786	-	7,134,025	-
Total Liabilities/Fund Balance:	219,546,414	217,646,901	1%	139,382,484	54,228,932	-	10,411,078	8,389,895	-	7,134,025	-

0

0

CASH & INVESTMENT SUMMARY FOR PERIOD ENDING
APRIL 2023
(000's)

CDS

Jul-17
Oct-17
Jan-18

Jul-19

Balance
3/31/2023

Current
Receipts

Current
Disbursement

Balance
4/30/2023

